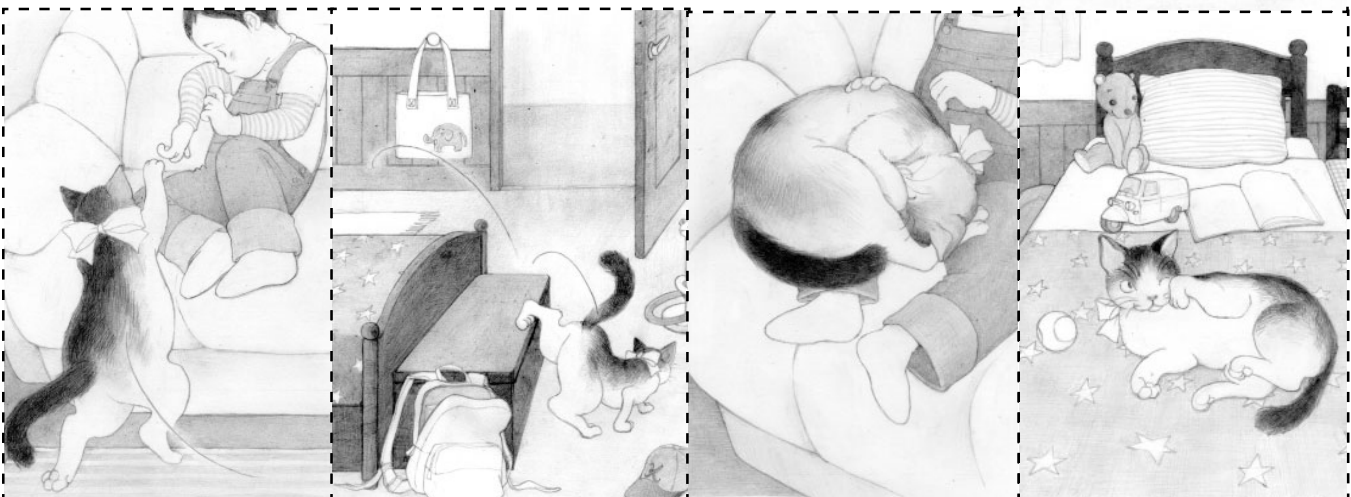



Name _____

First ▶	Next ▶	Then ▶
After that ▶	Last	



INSTRUCTIONS: Have students cut out the pictures and place them in order. Then have them glue the pictures in the boxes to show the sequence of events in the story.

Name _____

bat

ladder

lamp

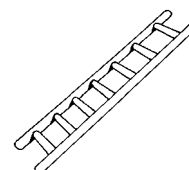
cat

stamp

ant

man

candle



INSTRUCTIONS: Say the names of the pictures with students. Have students match the words with the pictures and circle the *a* in each word.

Name _____

1. Lily jumped down from the bed.

2. She walked through the door.

3. She crossed the room.

4. She circled the table.

5. She strolled under the table.

6. She jumped up on the couch.

My Sentence:

INSTRUCTIONS: Have students read each sentence and write the verb on the line provided. Then have them write an original sentence about Lily using one of the verbs on the lines provided.